



### District Report Card: 2017


<b>State:</b> Tamil Nadu	<b>District:</b> Thoothukkudi
<b>Class:</b> 3	<b>Subject:</b> Language
<b>Schools:</b> 60	<b>Students:</b> 936


### Participation/Coverage


#### Students

<b>GENDER</b> 	Boys		Girls	
	Number	%	Number	%
	450	48.08	486	51.92

<b>AREA</b> 	Rural		Urban	
	Number	%	Number	%
	651	69.55	285	30.45

<b>CATEGORY</b> 	SC		ST		OBC		GEN	
	Number	%	Number	%	Number	%	Number	%
	228	24.36	30	3.21	567	60.58	111	11.86

<b>CWSN</b> 	LD	VI	HI	S&LD	ID	Oth
	1	0	1	3	3	1

<b>Management</b> 	Government		Government-aided	
	Number	%	Number	%
	207	22.12	729	77.88

### Average Performance of Students in Language (%)

Overall	Gender		Area		Management		Social Group			
	Male	Female	Rural	Urban	Govt.	Aided	SC	ST	OBC	GEN
64.72	63.76	65.61	65.02	64.05	52.37	68.23	61.02	53.33	67.74	60.00

### Performance on Learning Outcomes (LOs)

Learning Outcomes	Description	Average Performance(%)
L304	Reads small texts with comprehension i.e., identifies main ideas, details, sequence and draws conclusions	65.19
L312	Reads printed scripts on the classroom walls: poems, posters, charts etc.	63.78

Range of Performance of Students who Answered Correctly							
Below 30%		30% - 50%		50% - 75%		Above 75%	
Number	%	Number	%	Number	%	Number	%
68	7.26	181	19.34	370	39.53	317	33.87

### Lowest Performing Learning Outcomes (LOs)

- 1 - Reads printed scripts on the classroom walls: poems, posters, charts etc. (63.78)
- 2 - Reads small texts with comprehension i.e., identifies main ideas, details, sequence and draws conclusions (65.19)